

Play is **healing**. Play is **learning**. **Play makes us happy**.

*Let's have a summer of play.*



[playYQR.ca/summerofplay](http://playYQR.ca/summerofplay)

## Play Sparks, Vol. 3

### Building and creating



**Making structures:** using a variety of cardboard boxes big and small make fantasy play spaces (castles, rockets, cars, buses, tunnels, [forts](#), or anything you can think of.

**Decorate your boxes:** use any loose parts you can find to decorate your box. Glue things on. Paint and colour your buildings. Poke holes through your boxes and string ribbons and strings through them. Add features to the box. Buttons to push, steering wheels, lights, horns...

**Use boxes to make things:** put paper in a box and drop in marbles dipped in paint (move the box around to create beautiful paintings. Try using other things to cover in paint to roll around. See how different objects create different designs. Try different colour combinations to see what new colors appear.

**Enhance with nature:** Collect materials to add on. Rocks, pinecones, sticks, sand, leaves and branches can make a pretty neat secret hiding place.

---


**Make a colour sorting box or an item sorting box:** create games using your boxes; for example, each hole can be for different things (red items, blue items, hard items, soft items, big and small, round or square, or anything else you can think of.

**Mystery Box:** Use a box to place an item inside secretly. Let the child/caregiver shake the box and ask yes/no questions to try to guess what is inside. This is a great way to build vocabulary by describing the item. It sounds hard and heavy, It feels light and soft. What colour is it? Is it round? Can you eat it? Is it a toy?

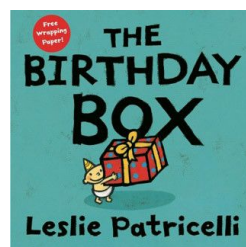
**Start your creative collection today! Consider:**

- ❖ Provide a wide variety of cardboard boxes from large to small (collect from grocery stores, shoe stores, appliance stores)
- ❖ Paper rolls from paper towel, toilet paper, foil, plastic wrap
- ❖ Milk cartons, twist ties
- ❖ Scraps of fabric, buttons, yarn, thread, empty spools from thread
- ❖ Wood scraps (end cuts from hardware stores)
- ❖ Art supplies; for example,
- ❖ Glue, packing tape and Scotch tape
- ❖ Using loose parts to make a collage


## Picture Books to Read Together



*What to Do with a Box*  
by Jane Yolen & Chris Sheban



*The Birthday Box*  
by Leslie Patricelli



*Not a Box* by  
Antoinette Portis



*Big Friends* by  
Linda Sarah &  
Benji Davies

Check for these titles at your local library. You can also listen and watch some great titles together [here](#).